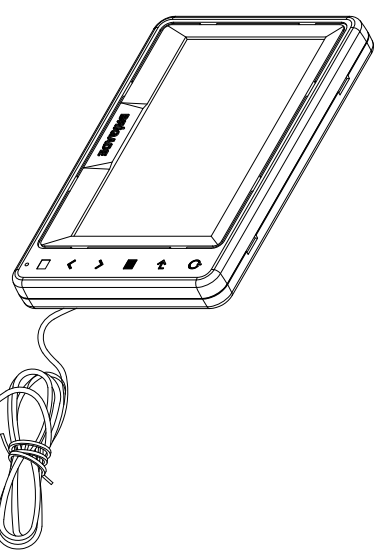
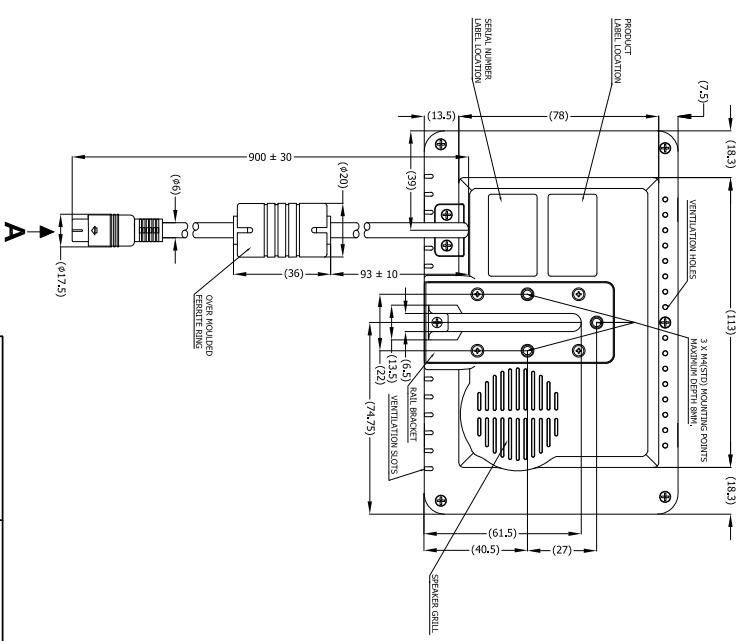
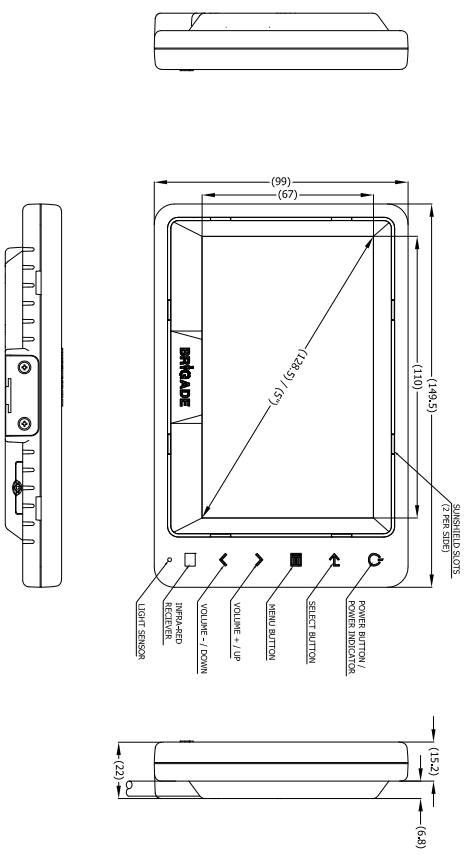


PIN#	WIRE COLOUR	DESCRIPTION
1	RED	POWER
2	BROWN	TRIGGER 1
3	BLUE	TRIGGER 2
4	PURPLE	TRIGGER 1
5	PALE RED	CAN +12V OUT
6	GREEN	CAN AUDIO
7	YELLOW	CAN VIDEO
8	YELLOW	CAN VIDEO
9	PINK GREEN	CAN AUDIO
10	WHITE	CAN VIDEO
11	BLACK	CAN AUDIO
12	PALE BLUE	CAN +5V OUT
13	ORANGE	CAN VIDEO
14	BLACK	GROUND

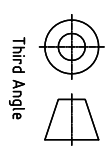


NOTES:

1. COLOUR OF CONNECTOR A IS BLACK.
2. REFER TO "PRODUCT SPECIFICATION" FOR MORE DETAILS.
3. FOR PRODUCT LABEL REFER TO LATEST REVISION OF DRAWING BE-002279-XX-13.
4. FOR PRODUCT SERIAL NUMBER LABEL REFER TO LATEST REVISION OF DRAWING BE-001324-XX-10.
5. FIRMWARE VERSION SV-M0710-703-01-V1.2.1 (BE-VBV-750M-V2.2) TO BE PRELOADED TO THE MAIN BOARD & FIRMWARE VERSION MA83P05-M0711-V1.0 TO BE PRELOADED TO THE KEYPAD BOARD DURING MANUFACTURE.
6. FERRITE SPECIFICATION: 100Ω @ 25MHz, 200Ω @ 100MHz.
7. HOUSING MATERIAL: ABS PLASTIC, RAL BRACKET MATERIAL: STEEL.
8. KEYPAD BUTTONS / SYMBOLS & EMBOSSED LOGO TO BE WHITE, INFRA-RED RECEIVER WINDOW TO BE TRANSLUCENT.
9. FINISH: BLACK COLOUR WITH SOFT TOUCH PAINT.

PROPRIETARY NOTICE

THIS DESIGN AND TECHNICAL INFORMATION APPEARING ON THIS DRAWING IS THE PROPERTY OF BRIGADE ELECTRONICS, AND IS DISCLOSED IN CONFIDENCE. IT IS NOT TO BE COPIED, REPRODUCED, REVISED TO OR EXPROPRIATED BY OTHERS, EITHER IN WHOLE OR IN PART WITHOUT THE EXPRESS WRITTEN CONSENT OF BRIGADE ELECTRONICS.



Angle of Projection		Third Angle	
Assembly Pl Approval YILING ZHANG (02/07/14)	Approved by B JOHN	Checked by RBATES	Drawn by MBUTLER
Units mm	Scale N/A	Released 02/07/14	Assembly Ref -
Status RELEASED	VBV-750M-M		
Part No 4365	BE-002274-01-13		